


Topic

Topic Sentence




Elaborate

Examples or Evidence



Analyse

Why/How?



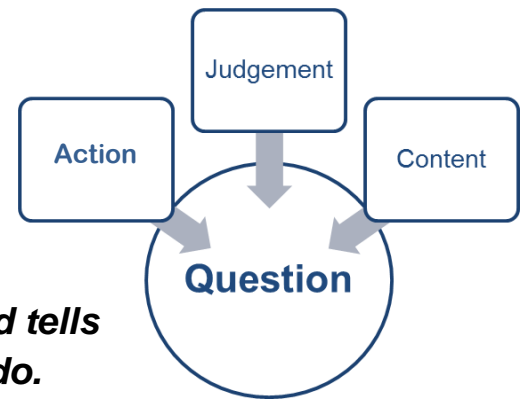
Link

NAME: _____

Stage 4 - YEAR: _____

QUESTION DECONSTRUCTION

3 Steps to Understand the Question:



1. ACTION

An ACTION word tells you what to do.

Underline the question ACTION

Example: Explain the advantages of the long summer school holiday in Australia.

2. JUDGEMENT

What is a judgement?
A JUDGEMENT is a viewpoint required by the question.

Circle the JUDGEMENT

Example: Explain the advantages of the long summer school holiday in Australia.

3. CONTENT

What is the content?
The CONTENT identifies the topic information that must be included in the answer.

Box the CONTENT

Example: Explain the advantages of the long summer school holiday in Australia.

How to WRITE a paragraph using TEAL

4 Steps to Answer the Question in paragraph form

T

- The TOPIC sentence rewords the question as a statement
- 1 sentence

E

- ELABORATE by *describing* the features and explaining the significance through...
- examples or evidence
- 2 sentences

A

- ANALYSE by giving reasons *why* and/or *how* the features of the topic are significant
- 2 sentences

L

- LINK by *reinforcing* the main point of the paragraph
- 1 sentence

TEAL PARAGRAPH



Name: _____ Stage 4 – Class _____

Question:

Underline the ACTION, Circle the JUDGEMENT, Box the CONTENT

Topic *State the topic sentence by re-wording the question as a statement*

Write the topic sentence (1 sentence)

Elaborate *Describe the features and explain their significance*

Describe the significant features of the point and give examples (2 sentences)

Analyse *Gives reasons why and/or how it is significant*

Reasons how and/or why (2 sentences)

Link *Recap or reinforce the point about the topic and judgement. (1 sentence)*
